






SAVANA

HEIGHTS

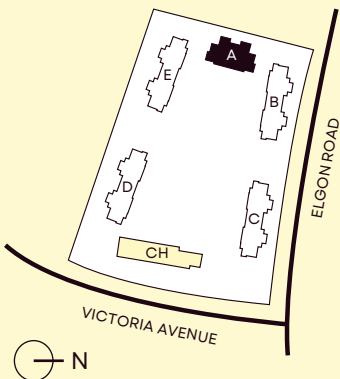
TYPE K
BLOCK A
UNIT G01

-  3 Bedrooms
-  2 Bathrooms
-  Staff quarters
-  2 Parking bays
-  Plastered and painted walls, tiled floors, aluminium windows and doors, Mahogany entrance door, built-in cupboards and wardrobes, spacious lounge and dining area, high-quality kitchen and bathrooms, spacious balconies and drying yards

AREA

Interior area:	140m ²
Exterior area, Utility inclusive:	42m ²
Staff quarters:	11m ²
TOTAL	193m²

Location Map



APARTMENT FLOOR PLAN



BLOCK A
LEVEL FLOOR PLAN



● G01 ● G02

